

# Andorra

## Statistical Country Profile



## Edition 12/2018

Publication date: 05 December 2018

Contact us:

[www.destatis.de/contact](http://www.destatis.de/contact)

Phone: +49 (0) 611 / 75 24 05

© **Federal Statistical Office of Germany (Destatis), 2018**

Reproduction and distribution, also of parts, are permitted, provided that the source is mentioned.

## Contents

■ General information . . . . .	3
■ Economy and finance . . . . .	3
■ Population . . . . .	5
■ Health . . . . .	6
■ Education . . . . .	6
■ Labour force . . . . .	6
■ Living conditions . . . . .	8
■ Production . . . . .	8
■ Agriculture and forestry . . . . .	8
■ Foreign trade . . . . .	9
■ Transport . . . . .	11
■ Environment and energy . . . . .	11
■ Science, research, technology . . . . .	12
■ Sources . . . . .	12

## ■ General information

Capital city	Official language	Currency
Andorra la Vella	Catalan	Euro

Land area in relation to Germany  
km<sup>2</sup>



Source: WB-WDI

## ■ Economy and finance

Gross domestic product (GDP), total bn US\$	GDP, real change % since 2000	GDP per capita US\$	GDP per capita internat. US\$
No data	No data	No data	No data
Source: IMF-WEO	Source: IMF-WEO*	Source: IMF-WEO	Source: IMF-WEO

Gross domestic product, real change  
% on previous year

No data

Source: IMF-WEO

Gross domestic product per capita  
US\$

No data

Source: IMF-WEO

Inflation rate (change of consumer price index) % on previous year	General government gross debt % of GDP	General government net lending / borrowing % of GDP
No data	No data	No data
Source: IMF-IFS	Source: IMF-WEO	Source: IMF-WEO

## General government revenue and expenditure % of GDP

No data

Source: IMF-WEO

## General government net lending / borrowing % of GDP

No data

Source: IMF-WEO


Foreign direct investment (FDI): inward stocks bn US\$	Foreign direct investment (FDI): outward stocks bn US\$	Foreign direct investment (FDI): net flow, inward bn US\$	Foreign direct investment (FDI): net flow, outward bn US\$
No data	No data	No data	No data
Source: UNCTAD	Source: UNCTAD	Source: UNCTAD	Source: UNCTAD

■ Population

Population total 1,000	Population density inhabitants per km <sup>2</sup>	Life expectancy at birth (women) years	Life expectancy at birth (men) years
77	164	No data	No data
(2017)	(2017)		
Source: WB-WDI	Source: WB-WDI	Source: WB-WDI	Source: WB-WDI

Population in relation to Germany 2017

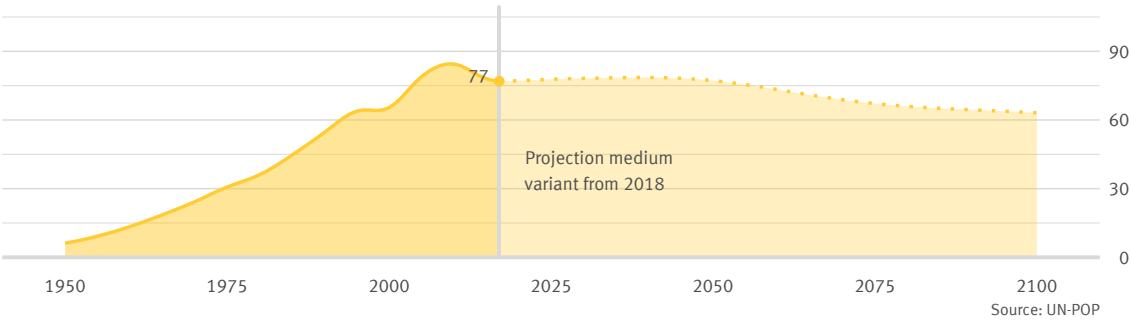
1,000



Source: WB-WDI

Population

1,000



Population by age group

proportion, %

Keine Daten

Source: UN-POP

## Health

Practising physicians per 1,000 inhabitants	Hospital beds per 1,000 inhabitants	Prevalence of raised blood pressure %	Prevalence of obesity (BMI $\geq 30$ ) %
<b>3.7</b>	<b>2.5</b>	<b>18.7</b>	<b>25.6</b>
(2015) Source: WHO	(2009) Source: WHO	(2015) Source: WHO	(2016) Source: WHO

## Education

Government expenditure on education % of GDP	Pupil-teacher ratio (primary education) number	Pupil-teacher ratio (secondary education) number	Students (tertiary education) per 100,000 inhabitants
<b>3.3</b>	<b>10.1</b>	<b>7.9</b>	<b>709</b>
(2016) Source: UNESCO	(2016) Source: UNESCO	(2016) Source: UNESCO	(2016) Source: UNESCO*

## Labour force

Employment rate (persons aged 15+) %	Labour force (persons aged 15+) 1,000	Labour force participation rate (persons aged 15+) %	Self-employment (persons aged 15+) %
No data	No data	No data	No data
Source: ILO-KILM	Source: ILO-KILM	Source: ILO-KILM	Source: ILO-KILM

Employment rate (persons aged 15+)

%

No data

Source: ILO-KILM

Employment and gross value added by sector

%

Employment

No data

Gross value added

No data

Source employment: ILO-KILM  
Source gross value added: WB-WDI

Unemployment rate (persons aged 15+) %	Unemployment rate (persons aged 15 to 24) %	Long-term unemployment rate (persons aged 15+) % of unemployed persons
No data	No data	No data
Source: ILO-KILM	Source: ILO-KILM	Source: ILO-KILM

Unemployment rate and youth unemployment rate

%

No data

Source: ILO-KILM

## Living conditions

<b>Human Development Index (HDI)</b> value (0 low to 1 high) <b>0.858</b> (2015) Source: UNDP	<b>Human Development Index (HDI)</b> rank (of 188 countries) <b>32</b> (2015) Source: UNDP	<b>Income distribution: Gini coefficient</b> value (0 to 100; 0=equal distribution) No data Source: WB-WDI
---	--	---

## Production

Index of industrial production  
2010=100

No data

Source: IMF-IFS

## Agriculture and forestry

<b>Change of agricultural production</b> % since 2000 No data Source: FAO*	<b>Agricultural land</b> % of land area <b>40.0</b> (2016) Source: FAO*	<b>Forest area</b> % of land area <b>34.0</b> (2016) Source: FAO*
---	---	---

Index of agricultural production  
2004 to 2006 = 100

Keine Daten

Source: FAO

## Foreign trade

Export of goods  
bn US\$

**0.095**

(2014)

Source: UN Comtrade

Import of goods  
bn US\$

**1.556**

(2014)

Source: UN Comtrade

Trade balance, goods  
bn US\$

**-1.461**

(2014)

Source: UN Comtrade\*

### Export and import of goods bn US\$



### Foreign trade balance bn US\$



Goods exported  
to Germany  
bn US\$

**1.3**

(2014)

Source: UN Comtrade

Goods exported  
to Germany  
% of all goods exported

**1.4**

(2014)

Source: UN Comtrade\*

Goods imported  
from Germany  
bn US\$

**59.9**

(2014)

Source: UN Comtrade

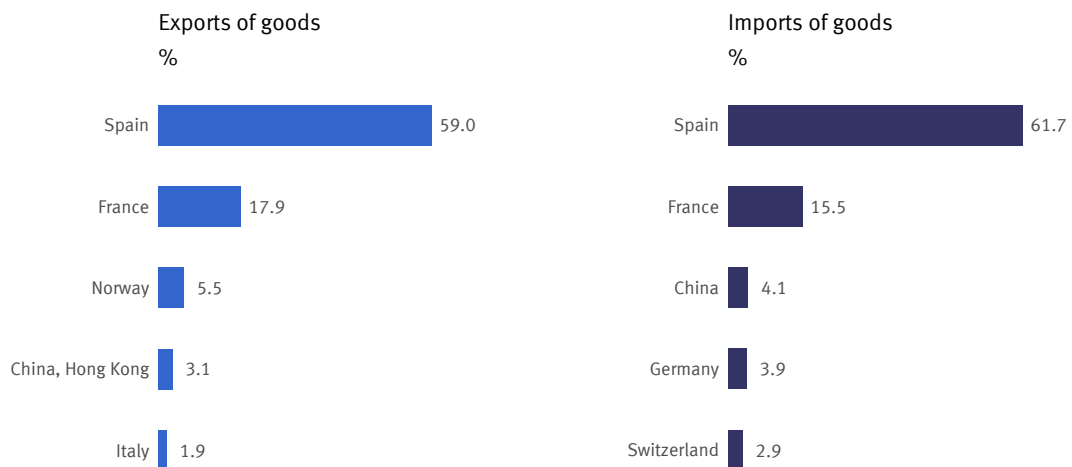
Goods imported  
from Germany  
% of all goods imported

**3.9**

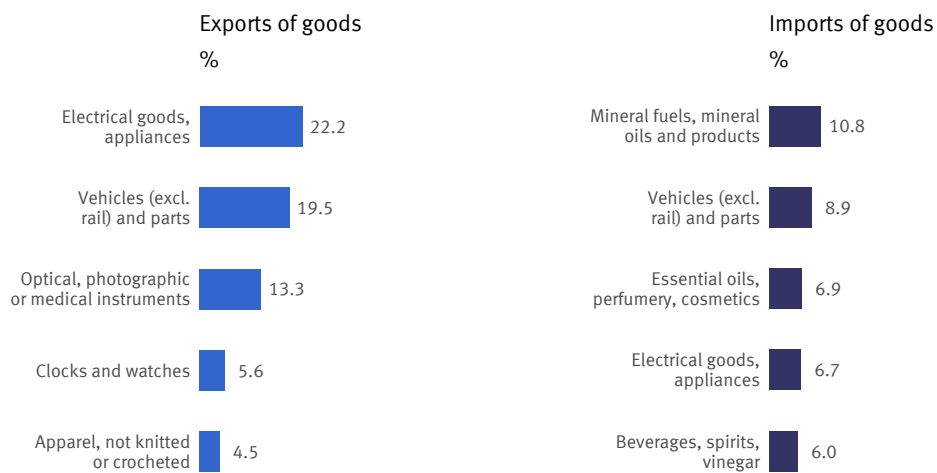
(2014)

Source: UN Comtrade\*

## Main trading partners 2014



## Main commodities traded 2014



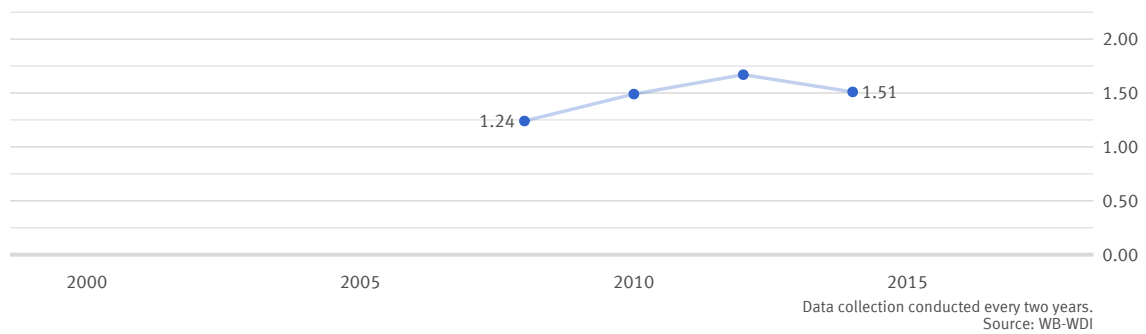
Source: UN Comtrade\*

Classification of commodities: Harmonized Commodity Description and Coding Systems (HS2).

## Transport

<b>Passenger cars</b> per 1,000 inhabitants No data Source: OICA*	<b>Total rail network</b> km per 1 mn inhabitants No data Source: WB-WDI*	<b>Air transport</b> per 1,000 inhabitants No data Source: WB-WDI*
--	--	---

### Gasoline price at the pump US\$ per litre



## Environment and energy

<b>Carbon dioxide emissions</b> tonnes per capita No data Source: EDGAR	<b>Total primary energy supply</b> kg oil equivalent per capita No data Source: WB-WDI	<b>Gross electricity consumption</b> kWh per capita No data Source: WB-WDI	<b>Renewable energy</b> % of total final energy consumption <b>19.7</b> (2015) Source: WB-WDI
--	---	---	---

### Carbon dioxide emissions in relation to Germany tonnes per capita

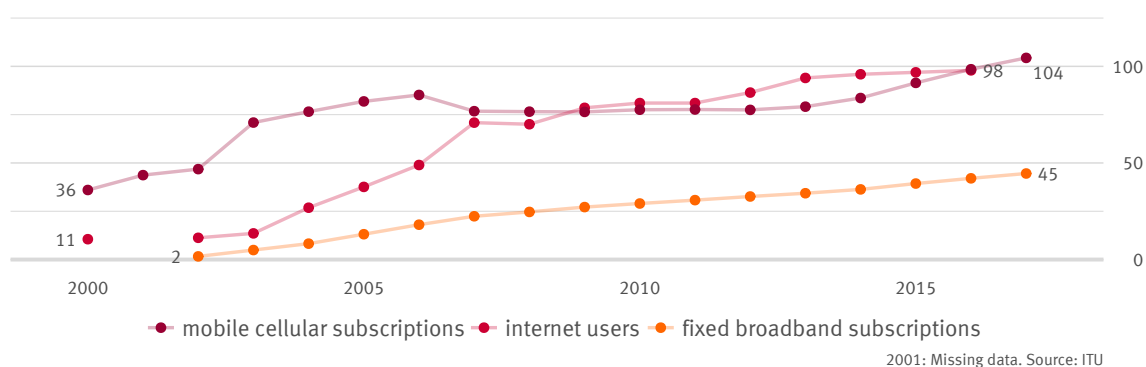
No data

Source: EDGAR

## Science, research, technology

Gross domestic expenditure on R&D % of GDP	Researchers per 1 mn inhabitants	Resident patent applications per 1 mn inhabitants
No data	No data	No data
Source: UNESCO	Source: UNESCO	Source: WIPO

### Dissemination of modern communication technology per 100 inhabitants



## Sources

EDGAR	Emissions Database for Global Atmospheric Research, European Commission
FAO	United Nations, Food and Agricultural Organization
ILO-KILM	International Labour Organization, Key Indicators of the Labour Market
IMF-IFS	International Monetary Fund, International Financial Statistics
IMF-WEO	International Monetary Fund, World Economic Outlook
ITU	United Nations, International Telecommunication Union
OICA	International Organization of Motor Vehicle Manufacturers
UN Comtrade	United Nations, Comtrade Database
UNCTAD	United Nations, Conference on Trade and Development
UNDP	United Nations Development Programme
UNESCO	United Nations, Educational, Scientific and Cultural Organization
UNPOP	United Nations, Population Division
WB-WDI	World Bank, World Development Indicators
WHO	World Health Organization, Global Health Observatory
WIPO	World Intellectual Property Organization

\* Own calculations based on the original data source.

More international data and statistical country profiles on all other UN Member States:  
[www.destatis.de/international\\_en](http://www.destatis.de/international_en)